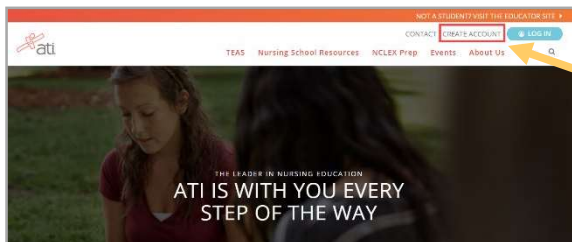


HOW TO CREATE A NEW ACCOUNT

If you are not a current user on www.atitesting.com, you must create a new account to access the student portal or to make a purchase from ATI's online store. Follow the steps below to create a new account.



From the atitesting.com home page, click **Create Account**.

The Sign In Info page displays.

On the Sign In Info page, enter the account information that you will use to sign in to your account or to recover your account.

You must enter valid information into all the fields on this screen before you can proceed.

If your entry is not accepted, an error message similar to the one pictured below will display.



Reenter your information. When your entry is accepted, the message will disappear.

After you have entered all your account information, click **Continue** to go to the Security Questions page.

On the Security Questions page, select three different security questions, one from each list and enter your answer for each. Be sure to record your questions and answers for your future reference, in case you need to recover your account or you cannot remember your password.

Click **Continue** to enter your personal information.

Personal Info

Required*

First Name* MI Last Name*

Address 1* Address 2

City* Country*
Please Select..

State/Province*
Please Select..

ZIP/Postal Code*

Mobile Phone*
+ (non) non-nnon

PREVIOUS Step 3 of 7 CONTINUE

On the Personal Info page, enter your contact information. The following fields are required:

- First Name
- Last Name
- Address 1
- City
- Country
- State/Province
- ZIP/Postal Code
- Mobile Phone

Click **Continue** to enter your Institution information.

Institution Info

Required*

Institution*
Please Select...

Student ID

Credentials
PhD, RN, BSN, MSN, MS, NP, AACN

☐ Non-degree seeking

Expected Graduation Date*
MM/DD/YYYY

PREVIOUS Step 4 of 7 CONTINUE

On the Institution Info page, select an Institution from the list and if you are seeking a degree, enter a date in *Expected Graduation Date*. All other fields are optional.

Click **Continue** to enter your Demographic Info.

Demographic Info

Required*

Which of the following describes your current gender identity?
Please Select..

Which of the following categories describe you? (Select all that apply.)

- ☐ White or European American
- ☐ Black or African American
- ☐ American Indian or Alaska Native
- ☐ Hispanic, Latino, or Spanish origin
- ☐ Asian
- ☐ Middle Eastern or North African
- ☐ Native Hawaiian or Other Pacific Islander
- ☐ Some other race, ethnicity, or origin

Birth Date*
MM/DD/YYYY

What is your primary language?
Please Select..

PREVIOUS Step 5 of 7 CONTINUE

On the Demographic Info page, enter your *Gender*, *Birth Date*, *Race*, and *Primary Language* information. Only *Birth Date* is required.

Click **Continue** to go to Subscription, Updates & Notes.

Subscription, Updates & Notes

ATI does not share personal information with any third party without your permission. By creating an Account on the ATI website, you are giving ATI permission to allow the Institution that has arranged for the use of ATI products the ability to view scores affiliated with that Institution and the ability to look up students usernames and passwords in the event that a student forgets. We will share info with you regarding your account, as well as ATI Nursing-specific products and services, events and updates. For more details, please read ATI's [Privacy Policy](#).

Would you like to receive communications from ATI, its affiliates or partners regarding sweepstakes, discounts and other offers, market research, and relevant product updates?

☐ Yes, I consent to ATI using and sharing my information so that I can receive such communication described above.

PREVIOUS

Step 6 of 7

CONTINUE

On the Subscription, Updates & Notes page, read the Subscription, Updates & Notes information.

If you agree to allow ATI to share your information under the terms presented on this screen, select the **Yes, I consent** check box.

Click **Continue** to go to User Terms and Conditions.

User Terms and Conditions

Required*

ASSESSMENT TECHNOLOGIES INSTITUTE, LLC

TERMS AND CONDITIONS

THE TERMS AND CONDITIONS SET OUT BELOW ARE A LEGAL AGREEMENT ("AGREEMENT") BETWEEN YOU AND ASSESSMENT TECHNOLOGIES INSTITUTE, LLC ("ATI"), AND GOVERN YOUR USE OF ANY ATI PRODUCTS AND SERVICES AND RELATED MATERIALS, WHETHER DELIVERED BY SHIPMENT OR ACCESSED ONLINE, INCLUDING, BUT NOT LIMITED TO, ATI CURRICULUM, BOOKS AND EBOOKS, COURSE CONTENT, INSTRUCTIONAL AND TEST PREPARATORY MATERIALS, SURVEYS AND QUESTIONNAIRES, VIDEOS, TUTORIALS, TESTING AND ASSESSMENT MATERIALS, AND RELATED ATI RESOURCES (COLLECTIVELY REFERRED TO HEREIN AS "ATI PRODUCTS") MADE AVAILABLE TO YOU BY ATI, INCLUDING BUT NOT LIMITED TO, THROUGH ATI'S ONLINE HOSTED PLATFORM AND RELATED CUSTOMER SERVICES ("ATI SERVICES") (TOGETHER, "ATI PRODUCTS AND SERVICES"). YOU MUST AGREE TO THESE TERMS BEFORE ESTABLISHING AN ACCOUNT WITH ATI AND BEFORE YOU

☒ I Agree. I have read and understand the ATI Terms and Conditions, and agree to be bound by all of the terms, conditions and policies described therein, including, but not limited to, the following specific consents:

I consent to the transmission and transfer of my personal information into the United States, to be processed, stored and maintained on or through ATI servers located in the United States, as described in the "Use of Data" section above; and

I consent to the collection, use and disclosure of my data, for the purposes described in the "Use of Data" section, above.

PREVIOUS

Step 7 of 7

REGISTER

On the User Terms and Conditions page, read the information under User Terms and Conditions.

Then select the **Yes, I Agree** check box to acknowledge that you have read the ATI User Terms and Conditions and agree to be bound by them.

Click **Previous** if you want to change any of the information you have entered for your new account.

Click **Register** when you are finished creating your account.

Welcome to ATI

Let's get started.



Register for TEAS before using ATI



Get oriented to ATI as a student



Get oriented to ATI as a nurse educator

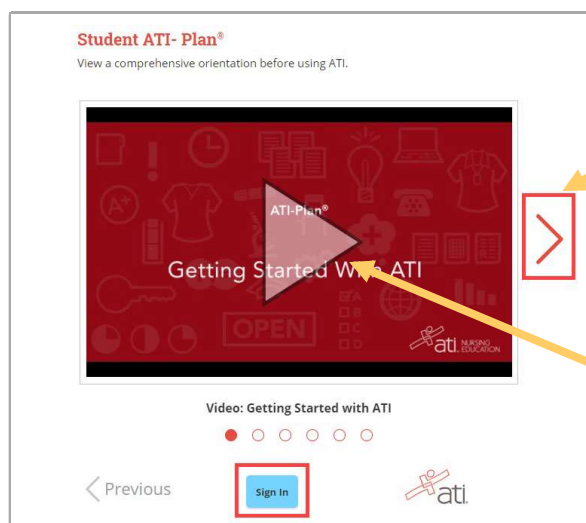
Please select an option.

Sign In



The Welcome to ATI window displays.

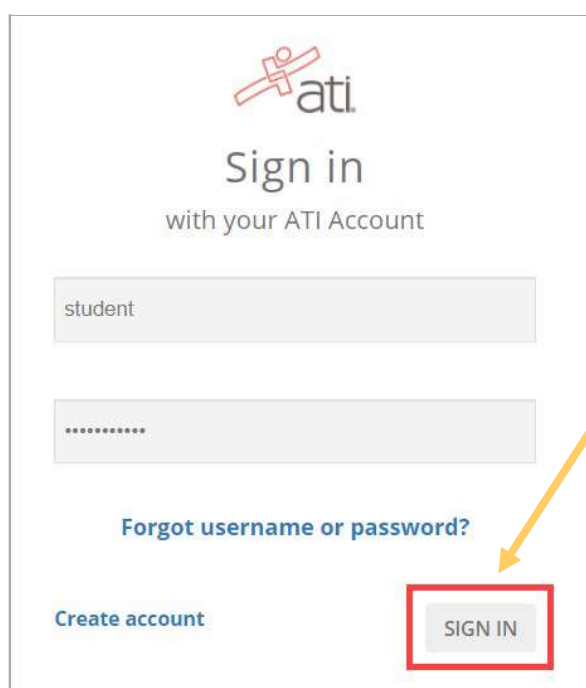
- Click **Get oriented to ATI as a student** to view orientation videos.
- Click **Sign In** to go directly to the student portal. (Skip the next step.)



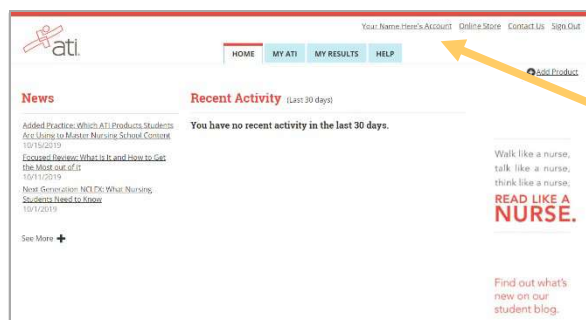
A number of videos are available to help you get started. Click the **Red Arrow** icon to display titles to introduce you to ATI.

Click the video window to start a video. When you are finished viewing the videos, click **Sign In**.

Note: All the introductory videos, as well as other resources, are available on the **HELP** tab on the student portal.



Enter your Username and password and then click **Sign In**.



The Home page for the Student portal displays and your new Username displays in the upper right corner.

[Go back to the top](#)